



Sewage



Domestic use

### INSTALLATION AND USE

The **TRITUS-TX** grinder pump is equipped with a robust, hardened **stainless steel blade**, expertly designed to cut through solids and fibers found in **domestic wastewater and sewage**. It includes a compact, integrated magnetic float switch with a vertical sliding mechanism. This innovative design ensures outmost electrical safety while facilitating operation in confined spaces, requiring as little as **220 mm** of clearance from the pit wall.

### INCLUDES

- ✂ 5 m power cable
- ✂ float switch

### APPLICATION LIMITS

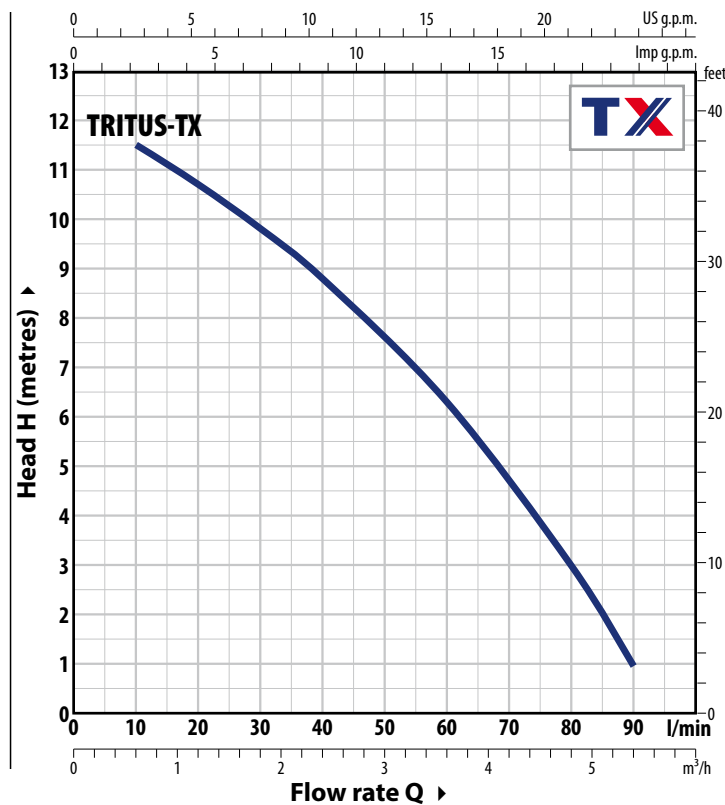
- Depth below water level up to **5 m**  
(with an appropriately sized power cable)
- Liquid temperature up to **+40 °C**
- Bottom drainage level up to **85 mm**

### AVAILABLE UPON REQUEST

- ✂ Power cable length **10 m**
- ✂ Different voltage requirements 60 Hz frequency

### CURVES AND PERFORMANCE DATA

50 Hz



### PATENTS - TRADE MARKS - MODELS

- TRITUS® Registered Trade mark No. 013017181

### ABSORPTION

TYPE	VOLTAGE
Single-phase	230 V
TRITUS-TX	2.8 A

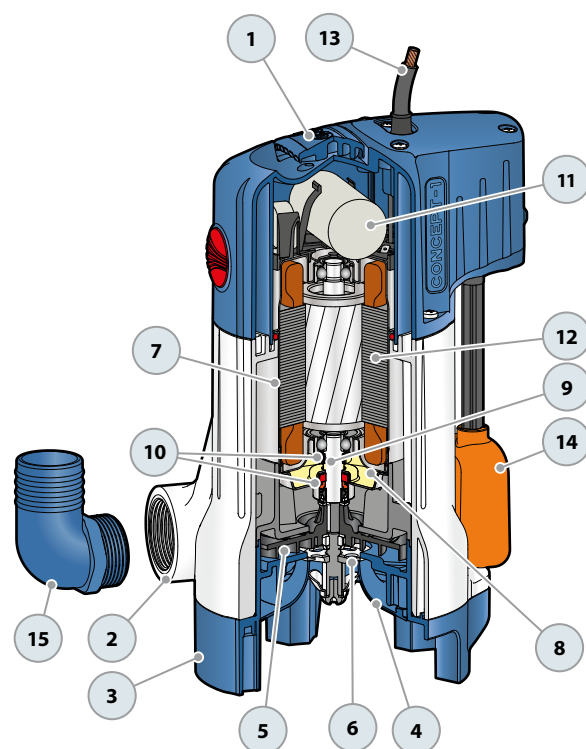
TYPE	POWER (P <sub>2</sub> )		Q	0	0.6	1.2	1.8	2.4	3.6	4.8	5.4
	kW	HP		0	10	20	30	40	60	80	90
TRITUS-TX	0.55	0.75	H metres	12.0	11.5	10.5	9.6	8.6	6.2	3.0	1.0

Q = Flow rate H = Total manometric head

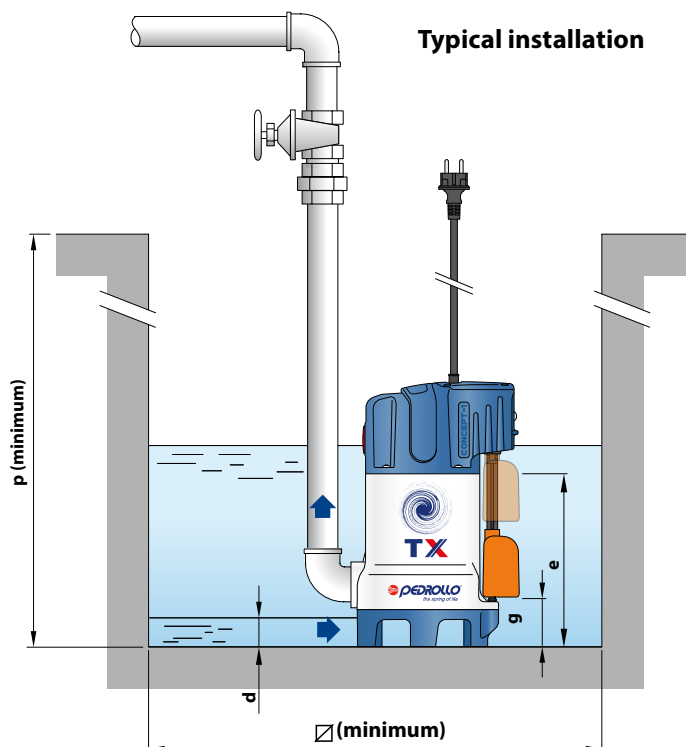
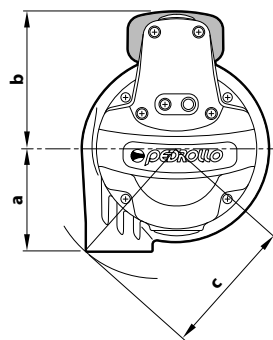
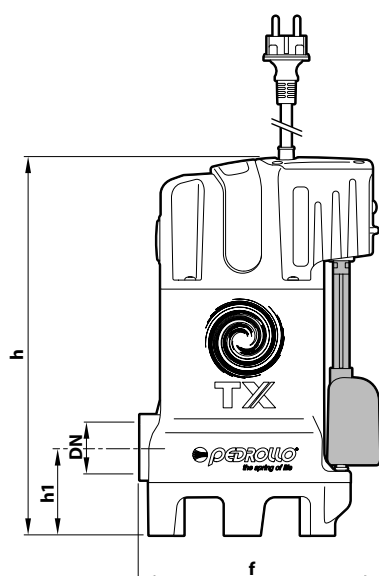
Performance curves comply with EN ISO 9906 Grade 3B tolerance limits.

## MATERIALS AND COMPONENTS

1	Handle	Technopolymer	
2	Pump body	Technopolymer with ISO 228/1 threaded metal insert delivery port	
3	Base	Technopolymer	
4	Conveyor belt	Technopolymer	
5	Impeller	Noryl™	
6	Grinder	Hardened <b>AISI 440C</b> stainless steel	
7	Motor sleeve	Stainless steel <b>AISI 304</b>	
8	Motor cover	Stainless steel <b>AISI 304</b>	
9	Motor shaft	Stainless steel <b>AISI 431</b>	
10	Double shaft seal with interposed oil chamber		
	Seal	Shaft	Materials
	<b>STA-12R</b>	Ø 12 mm	Ceramic / Graphite /NBR
	<b>Shaft seal</b>	Ø 12 x Ø 19 x H 5 mm	
11	Capacitor		
12	Electric motor single-phase 230 V - 50 Hz with winding integrated thermal motor protection Continuous duty S1, - Class F - IP X8		
13	Power cord ※ 5 metres 'H07 RN-F' type with Schuko plug		
14	Vertical solids magnetic float (adjustable)		
15	Hose connector Ø 40 mm		



## DIMENSIONS AND WEIGHT



TYPE	PORT	DIMENSIONS mm												kg
Single-phase	DN	a	b	c	f	h1	h	d	e	g (adjustable)	t	p	Ø	1~
<b>TRITUS-TX</b>	<b>1 1/4"</b>	88	117	118	205	76	324	35	100	80 or 100	251	350	220	7.0

PALLET CAPACITY
60